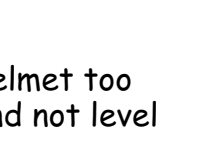
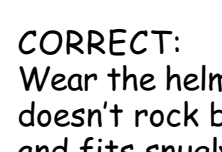




Place safety helmet measuring guide completely around head about 1 inch above eyebrows to determine proper helmet size.



INCORRECT:
Straps too loose, helmet too high on forehead and not level with ground.



CORRECT:
Wear the helmet in a level position so it doesn't rock back and forth or side to side and fits snugly with the straps buckled.

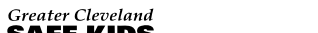
All members of the family who ride bicycles or tricycles should wear helmets.
The helmet should be Snell, Ansi, ASTM or Consumer Product Safety Commission approved.



University Hospitals HealthSystem



Rainbow Babies & Children's Hospital



Greater Cleveland SAFE KIDS Coalition

Child's Name: _____

Head Size: _____ inches _____ cm

